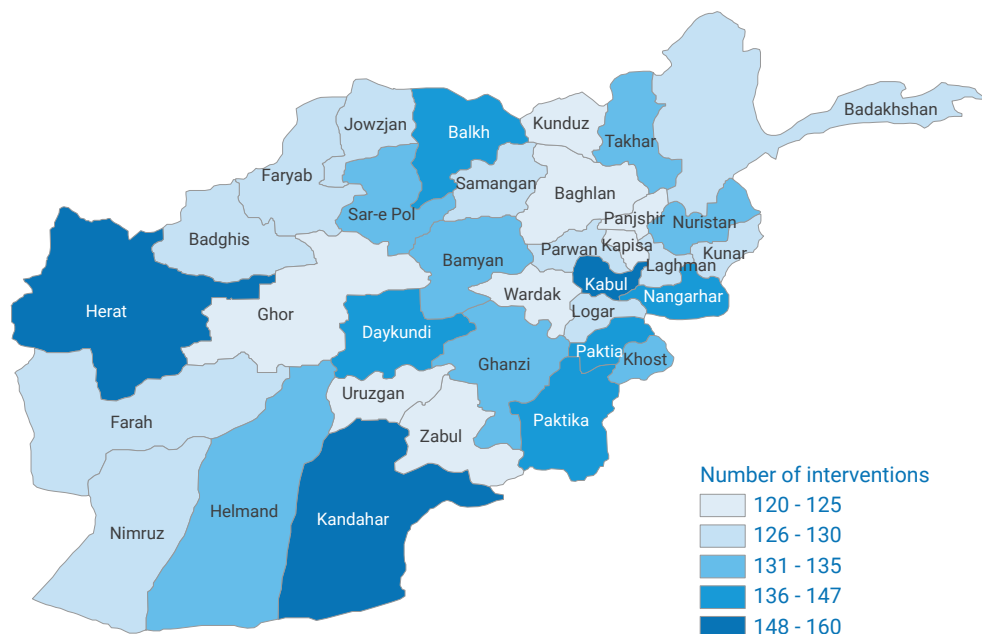


SUB-OUTPUTS: Interventions by UN agencies

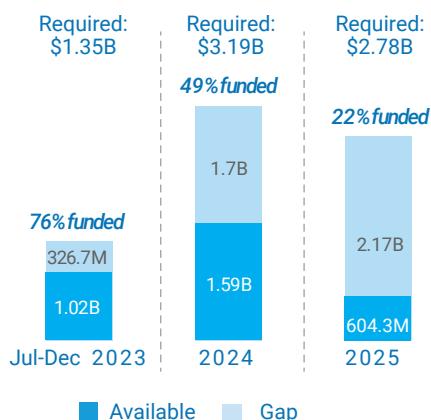


All national and regional level interventions are added to each province separately.

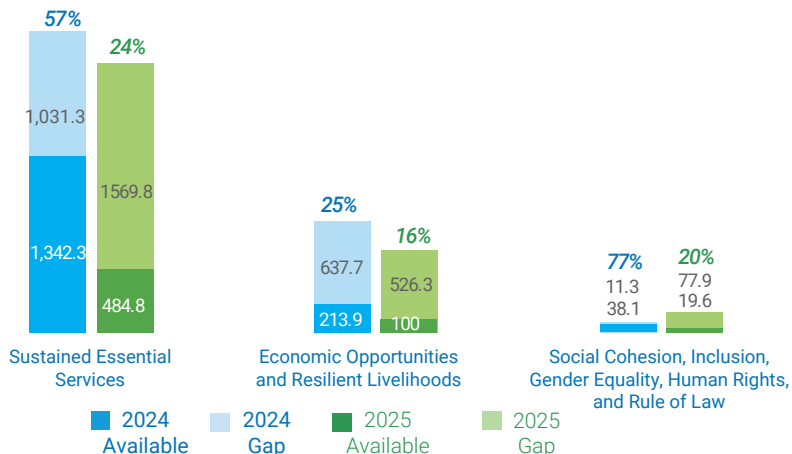
AGENCY: Funding status in US(\$ million)

Agency	2024 required	2024 available	2025 required	2025 available
FAO	582.0	79.6	353.0	29.9
ILO	16.9	3.2	20.6	0.1
IOM	226.6	54.0	227.4	43.5
OHCHR	0.1	0.1	0.1	0.0
UNHCR	158.3	69.8	134.7	26.5
UNCTAD	6.2	3.7	4.9	2.8
UNDP	168.9	138.0	192.5	30.4
UNESCO	34.8	17.9	30.2	16.5
UNFPA	98.3	97.0	40.0	1.1
UNHABITAT	14.1	6.6	12.4	5.2
UNICEF	1275.0	700.0	1031.2	267.0
UNIDO	0.8	0.7	0.7	0.8
UNITAR	0.6	0.6	0.4	0.0
UNMAS	15.6	1.0	15.9	0.9
UNODC	63.2	15.5	62.9	11.9
UNOPS	111.3	109.2	119.7	97.2
UNWOMEN	54.3	54.3	51.8	51.2
WFP	250.3	109.6	298.2	0.0
WHO	205.7	133.3	181.9	19.4
Total	3,283.5	1,594.2	2,778.4	604.3

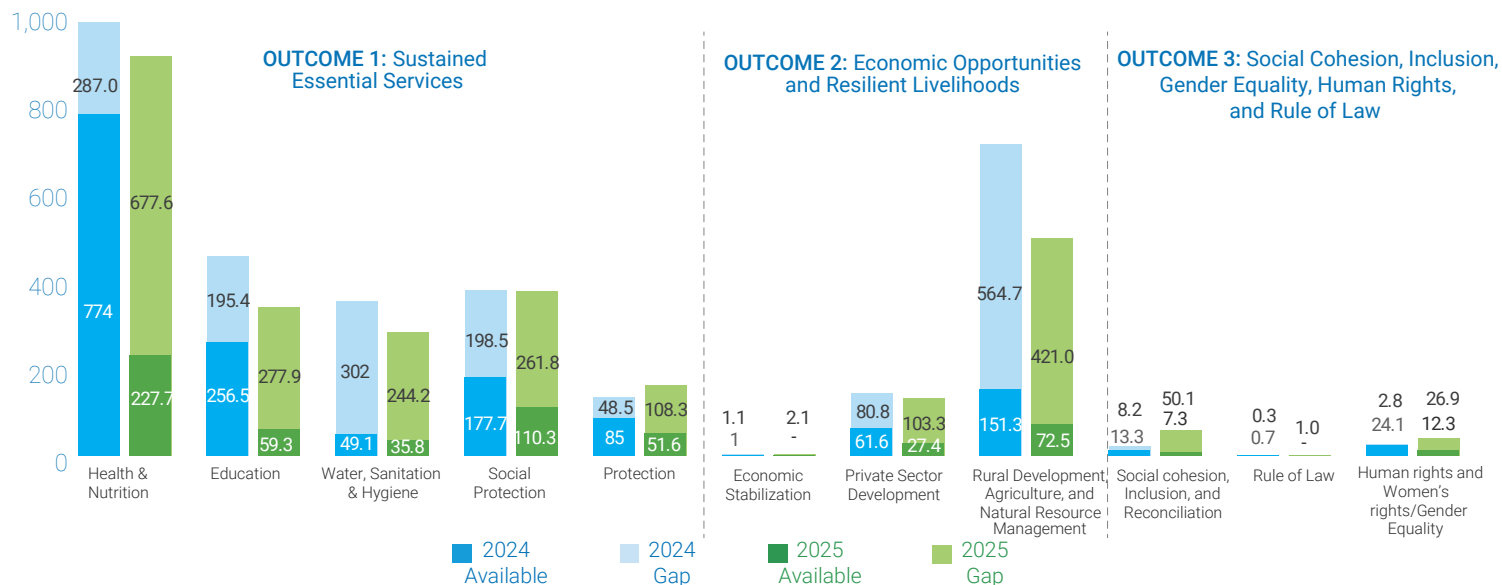
FUNDING: Available funding and gaps by year



OUTCOMES: Available funding and gaps by outcomes in US(\$ million)



THEMATIC AREAS: Required and available funding by thematic area by year in US(\$ million)



*The required funding figures under the UNSFA are derived from UN programming for the given period and do not represent overall sectoral needs. The funding figures reflect UN funds available during the respective budget period, including carry over from the previous year. All response figures are self-reported by UNAFPs on uninfo.org.

Dashboards prepared on 27 Feb 2025