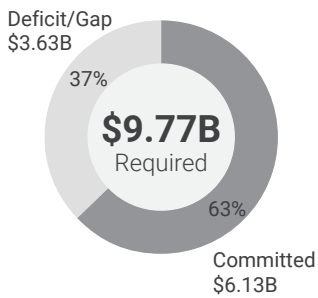


The UN Transitional Engagement Framework (TEF) was launched in January 2022 as the overarching strategic planning document for the UN system’s assistance in Afghanistan. [UN_Transitional_Engagement_Framework_Afghanistan_2022.pdf](#). The TEF identified three strategic priorities: i. Provide life-saving assistance; ii. Sustain essential services; iii. Preserve social investments and community-level systems essential to meeting basic human needs. In December 2022, the TEF was extended for another six months until June 2023. The narrative report of the UN’s activities in 2022 provides details on the activities undertaken. [2022 UN AFGHANISTAN ANNUAL RESULTS REPORT | United Nations in Afghanistan](#). Since 1 July 2023, the UN Strategic Framework (2023-2025) guides the UN’s basic human needs programming in Afghanistan. [United Nations Strategic Framework for Afghanistan | United Nations in Afghanistan](#)
All data reported are based on UNIFO reporting.

Overall funding

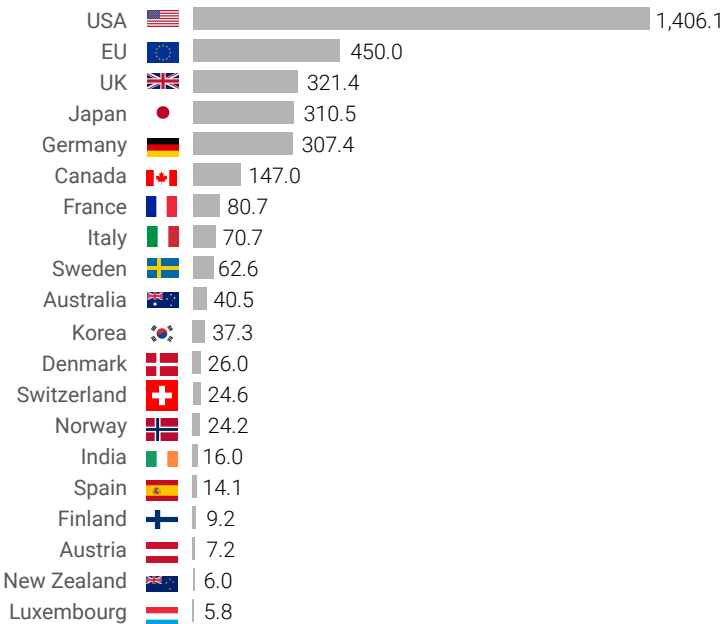


Commitments by outcomes

Outcome	Description	Required	Committed	Expenditure
Outcome 1	More people in Afghanistan will have benefitted from life-saving humanitarian assistance that enable them to live in safety and dignity [Saving lives]	\$7.81B	\$4.47B	\$3.43B
Outcome 2	Essential services are sustained that address basic human needs for the people in Afghanistan [Saving livelihoods]	\$1.71B	\$1.47B	\$891M
Outcome 3	Afghanistan will preserve social investments and community-level systems essential to meeting basic human needs and contributing to resilience, social cohesion, and peaceful coexistence [Strengthening institutions]	\$247M	\$191M	\$56M

Self-reported by UNAFPPs for the reporting period between Jan 2022 to June 2023. Resources from multi-year contributions are included. Expenditures reflect programming in line with funds available during the respective budget cycle. Outcome 1 is the UN contribution to the HRP.

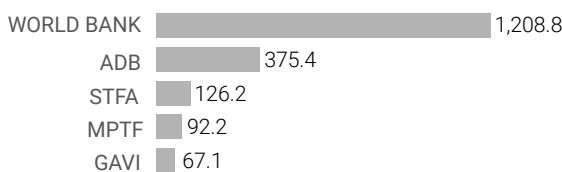
Top 20 Bilateral donor commitments (\$ million)



Expenditures by UN organizations (\$ million)

Organization	Total Expenditure
WFP	1,775,551,364
UNICEF	994,827,240
FAO	339,501,625
WHO	298,262,794
UNHCR	276,206,821
UNDP	218,501,329
UNOPS	129,166,688
IOM	112,243,844
UNFPA	94,116,716
UNMAS	21,962,537
UNWOMEN	14,823,982
UNESCO	12,507,437
UNODC	10,436,465
UNHABITAT	10,403,695
UNCTAD	5,672,210
ILO	3,649,147
UNIDO	293,734
UNAMA	9,000
UNITAR	8,000
Total	4,316,760,377

Multilateral fund commitments (\$ million)



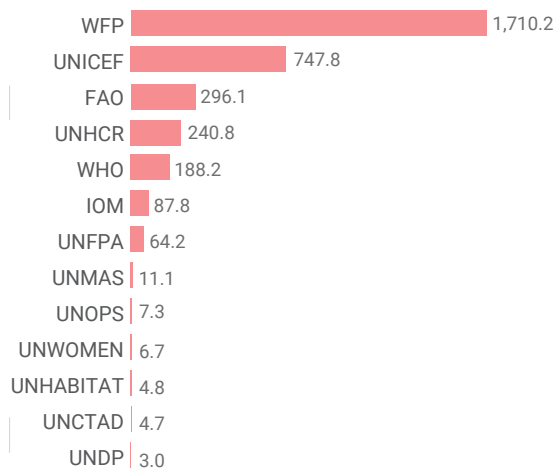
Outcome 1: More people in Afghanistan will have benefitted from life-saving humanitarian assistance that enable them to live in safety and dignity [Saving lives]

Funding overview*

Required	Committed	Expenditure
\$7,812M	\$4,470M	\$3,430M

* Committed funds include multi-year contributions. Expenditures reflect programming in line with funds available during the respective budget cycle. Outcome one is the UN contribution to the HRP

Expenditure by organizations (\$million)



Select achievements (2022/2023)*



22,991,246/16,465,219 acutely food-insecure people received food or cash assistance (**\$325,821,245/118,943,171**)



112,874/106,710 families assisted with NFIs, emergency shelter and winterization



247,904/87,241 undocumented returnees received multi-sector assistance at 4 main border crossing points



217,291/23,782 teachers received cash incentives



18,087,627/ 19,260,291 people accessed primary health care



1,170,191/999,523 pregnant and lactating women provided with malnutrition prevention



433,446/147,402 young people received information and counselling on health



52.88 km2 of safe land released from mines



728,000/631,915 people reached with safe drinking water

*Figures are cumulative where the risk of duplication of beneficiaries is unlikely.

Funding by thematic areas

Thematic area	Committed	Expenditure (Jan-Dec 2022)	Expenditure (Jan-Jun 2023)	Total expenditure
Basic Infrastructure	219,454,344	40,890,991	33,301,089	74,192,080
Decent Employment and Social Protection	141,060,609	47,206,711	38,187,871	84,010,329
Education	382,056,380	124,561,826	97,755,806	222,317,632
Food Security & Agriculture	1,889,924,413	1,308,843,056	478,389,055	1,787,232,111
Health	967,619,615	430,923,252	182,110,062	613,033,314
Nutrition	402,885,709	248,232,409	73,477,765	321,710,174
Protection & Social Cluster	467,859,378	255,462,501	72,244,689	327,707,190
Total	4,470,860,449	2,454,736,493	975,466,337	3,430,202,830

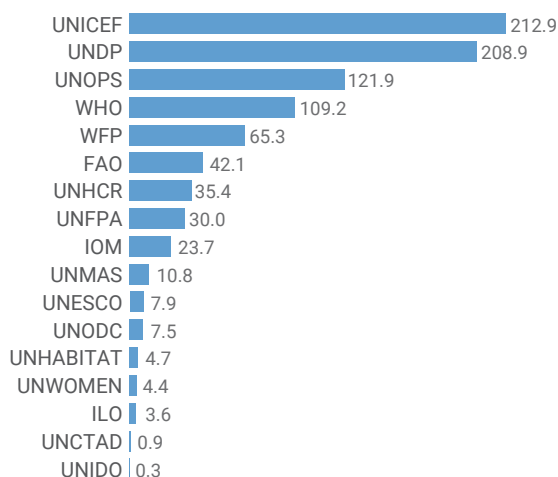
Outcome 2: Essential services are sustained that address basic human needs for the people in Afghanistan [Saving livelihoods]

Funding overview*

Required	Committed	Expenditure
\$1,713M	\$1,472M	\$891M

* Committed funds include multi-year contributions.
Expenditures reflect programming in line with funds available during the respective budget cycle.

Expenditure by organizations (\$million)



Select achievements (2022/2023)*



18,788,509/10,463,337 individuals vaccinated against measles, polio, and COVID-19



928,115/1,076,280 children reached through school-feeding programmes



3,161 Medium/Small to Medium Enterprises (MSMEs) and informal businesses received investment funds



1,261 MSMEs received capacity building training in trade and business development.



17,400 jobs created or safeguarded



17,303,146 workdays and labour days generated



15,722/26,830 people benefitted from improved farm-based livelihood support



400 hectares of land brought under irrigation.
436 Common Interest Groups (CIGs) given agricultural education and technical support.



372 infrastructure constructed, rehabilitated or repaired.

*Figures are cumulative where the risk of duplication of beneficiaries is unlikely.

Funding by thematic areas

Thematic area	Committed	Expenditure (Jan-Dec 2022)	Expenditure (Jan-Jun 2023)	Total expenditure
Basic Infrastructure	99,929,350	56,637,829	10,335,346	66,973,175
Decent Employment and Social Protection	441,505,595	166,868,589	81,265,891	248,134,481
Education	141,026,059	62,286,293	14,714,522	77,000,815
Food Security & Agriculture	254,842,849	47,634,285	58,412,040	106,046,325
Health	409,439,419	238,782,588	71,393,161	310,175,749
Protection & Social Cluster	125,827,469	61,014,287	14,051,554	75,065,842
Total	1,472,570,741	634,305,996	256,274,793	890,580,789

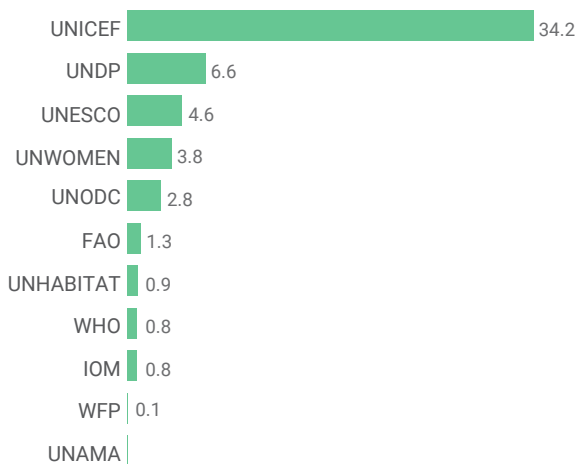
Outcome 3: Afghanistan will preserve social investments and community-level systems essential to meeting basic human needs and contributing to resilience, social cohesion, and peaceful coexistence [Strengthening institutions]

Funding overview*

Required	Committed	Expenditure
\$247.4M	\$192.8M	\$55.8M

* Committed funds include multi-year contributions. Expenditures reflect programming in line with funds available during the respective budget cycle.

Expenditure by organizations (\$million)



Select achievements (2022/2023)*



6,283,552/631,915 people accessed safe drinking water



47,714 adolescents participated in life skills or comprehensive sexuality education interventions



138,227/45,127 women and girls accessed safe spaces



70 meetings held with rule of law stakeholders to promote access to justice for vulnerable groups



35 high level policy meetings facilitated to elevate the voices of Afghan women leaders on Women, Peace and Security priorities



167 Community-Based or Civil Society Organisations trained on participatory and inclusive community planning

*Figures are cumulative where the risk of duplication of beneficiaries is unlikely.

Funding by thematic areas

Thematic area	Committed	Expenditure (Jan-Dec 2022)	Expenditure (Jan-Jun 2023)	Total expenditure
Basic Infrastructure	80,581,452	13,240,791	7,634,740	20,875,532
Decent Employment and Social Protection	9,454,937	2,705,532	1,970,778	4,676,310
Education	2,545,201	769,727	1,227,350	1,997,077
Food Security & Agriculture	3,427,966	373,892	978,642	1,352,534
Health	12,731,867	6,821,519	1,027,221	7,848,740
Nutrition	11,852,144	1,406,460	327,990	1,734,451
Protection & Social Cluster	70,506,053	11,044,728	6,287,271	17,331,998
Total	191,099,619	36,362,649	19,453,992	55,816,641