

### HUMANITARIAN RESPONSE PLAN (HNRP) 2024 funding US\$

Sector	Funding required	Funding received	% Funding
Education	140.0M	71.1M	51%
Emergency Shelter & NFI	227.1M	71.8M	32%
Food Security & Agriculture	1.43B	694.7M	48%
Health	367.0M	145.9M	40%
Nutrition	299.0M	135.7M	45%
Protection	165.8M	120.3M	73%
Water, Sanitation & Hygiene	327.8M	69.3M	21%
Aviation	41.3M	33.8M	82%
Coordination	36.0M	17.0M	47%
Border Consortium Appeal	24.3M	16.4M	67%
Multi-purpose Cash	–	91.7M	–
Multiple Field Clusters	–	56.3M	–
Sector not Specified	–	97.8M	–
<b>Total</b>	<b>3.06B</b>	<b>1.62B</b>	<b>53%</b>

### BASIC HUMAN NEEDS (UNSFA) 2024 funding US\$

Thematic areas	Funding required	Funding available	% Funding
<b>Outcome - 1</b>	<b>2.37B</b>	<b>1.34B</b>	<b>57%</b>
Health & Nutrition	1.16B	774.0M	73%
Education	452.0M	256.5M	57%
Water, Sanitation & Hygiene	351.0M	49.1M	14%
Social Protection	376.2M	177.7M	47%
Protection	133.4M	85.0M	64%
<b>Outcome - 2</b>	<b>860.4M</b>	<b>213.9M</b>	<b>25%</b>
Economic Stabilization	2.1M	1.0M	49%
Private Sector Development	142.4M	61.6M	43%
Rural Development, Agriculture, and Natural Resource Management	716.0M	151.3M	21%
<b>Outcome - 3</b>	<b>49.4M</b>	<b>38.1M</b>	<b>77%</b>
Social cohesion, Inclusion, and Reconciliation	21.5M	13.3M	62%
Rule of Law	1.0M	0.7M	72%
Human rights and Women's rights/Gender Equality	26.9M	24.1M	90%
<b>Total</b>	<b>3.28B</b>	<b>1.59B</b>	<b>49%</b>

Source: HRP 2024, FTS (26 Feb 2025, with in-country inputs)

UNSFA, UNINFO\*

### HUMANITARIAN ACHIEVEMENTS JAN-DEC 2024

23.7M PEOPLE IN NEED

17.3M PLANNED REACH

20.4M OVERALL REACH

3.4M INTER-SECTORAL REACH

#### EDUCATION

INDICATOR	TARGET	REACH	COVERAGE
# of boys and girls reached through community-based education initiatives	750K	554K	74%
# of shock affected and vulnerable boys and girls receiving learning materials (student kits, teaching kits, classroom kits)	600K	418K	70%

#### EMERGENCY SHELTER AND NFI

# of people receiving basic household items / NFIs to meet their immediate needs.	752K	355K	47%
# of people receiving emergency shelter assistance, including through cash-for-rent support.	697K	38K	5%

#### FOOD SECURITY AND AGRICULTURE

# of shock affected and vulnerable women, men, girls and boys of all ages who receive adequate food/cash responses, in a timely manner	15.8M	14.9M	94%
# of shock-affected and vulnerable women, men, girls and boys of all ages who receive timely livelihood assistance to protect livelihoods	9.1M	9.6M	105%

#### HEALTH

# of people reached with primary health care consultations	12.7M	12.1M	95%
# of trauma cases treated	47.4K	44.9K	95%
# of people with disabilities receiving rehabilitative care	71K	17.2K	24%

#### NUTRITION

# of girls and boys aged 0-59 months with severe acute malnutrition (SAM) who are admitted for treatment in IPD	57K	55.2K	97%
# of girls and boys aged 6-59 months with severe acute malnutrition (SAM) who are admitted for treatment in OPD	757K	574K	76%
# of girls and boys aged 6-59 months with moderate acute malnutrition (MAM) who are admitted for treatment	1.4M	1.3M	93%

#### PROTECTION

##### PROTECTION: GENERAL PROTECTION

# of vulnerable women, men, boys, and girls, including IDPs, refugees, elderly and people living with disability receiving various protection assistance and services	250K	165K	66%
---	------	------	-----

##### PROTECTION: CHILD PROTECTION

# of children (boys and girls) are provided with structured psycho-social support (PSS) (Child Friendly Spaces, adolescent friendly centers (Adolescent Social Hubs & Girls Friendly facilities) homes and communities	550K	323K	59%
--	------	------	-----

##### PROTECTION: GENDER-BASED VIOLENCE

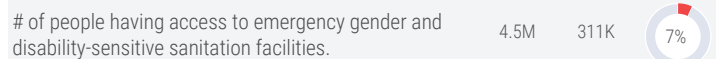
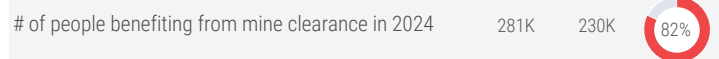
# of vulnerable populations receiving multi-sectoral lifesaving services (MHPSS, legal, safety, health & case management)	358K	653K	182%
---	------	------	------

##### PROTECTION: HOUSING, LAND AND PROPERTY

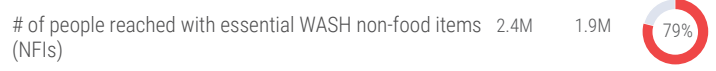
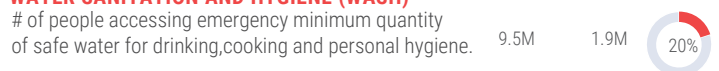
# of individuals receiving information on housing land and property (HLP) rights in the community and at border points.	476K	562K	118%
---	------	------	------

\*The required funding figures under the UNSFA are derived from UN programming for the given period and do not represent overall sectoral needs. The funding figures reflect UN funds available during the respective budget cycle, including carry over from the previous year. All response figures are self-reported by UNAFPs for the period between Jan-Dec 2024 on uninfo.org.

### PROTECTION: MINE ACTION








### WATER SANITATION AND HYGIENE (WASH)











## UNITED NATIONS STRATEGIC FRAMEWORK FOR AFGHANISTAN (UNSFA) ACHIEVEMENTS JAN-DEC 2024<sup>1</sup>







**Outcome 1:** Sustained Essential Services in key sectors such as health, nutrition, education, employment, water, sanitation, hygiene, social protection, and protection that are accessible to all, affordable, and can be delivered free from all forms of discrimination.

INDICATOR	TARGET	% REACH	INDICATOR	TARGET	% REACH
 <b>32.1 million</b> people accessed primary health care (PHC) services. <sup>2</sup>	30.0M	107%	 <b>48</b> primary and secondary formal and informal education facilities (i) constructed, (ii) rehabilitated, (iii) provided with alternative energy and/or (iv) equipped with gender-appropriate infrastructure.	228	28%
 <b>3,660</b> health facilities constructed, rehabilitated, or equipped for the provision of essential health services with UN support.	5.6K	66%	 <b>607,548</b> people reached with water that is safe and available.	2.2M	27%
 <b>57,497</b> supported maternal deliveries.	48K	120%	 <b>987,495</b> people benefitted from short-term employment and improved livelihoods through cash for work activities.	994K	99%
 <b>3.6 million</b> children in public education (including shock affected/vulnerable girls and boys) reached with education support.	6.1M	59%	 <b>3.4 million</b> women, men, girls and boys, received explosive ordinance risk education.	4.1M	84%
 <b>962</b> teachers trained including on inclusive, gender sensitive and innovative pedagogies, digital technologies, remote and blended teaching and learning.	1.2K	80%	 <b>832,337</b> people reached with psychosocial support, child protection, and sexual exploitation and abuse response services.	655K	123%

**Outcome 2:** Economic Opportunities and Resilient Livelihoods through the creation of an enabling environment that facilitates economic growth and the provision of decent work opportunities, especially for excluded groups such as women.

INDICATOR	TARGET	% REACH	INDICATOR	TARGET	% REACH
 <b>2,391</b> loans disbursed to the Afghan private sector (including MSMEs, industries and producers) by financial institutions supported by the UN.	4K	60%	 <b>206</b> business associations and chambers, formal and informal, particularly women's business associations strengthened.	153	135%
 <b>\$557.6 Million</b> spent through <b>1,146</b> local firms for goods and services used in humanitarian response and delivery of basic needs in UN assistance efforts. <sup>3</sup>			 <b>549,133</b> farmers and livestock owners received production inputs, services to enhance agricultural and livestock processing and marketing.	8.3M	7%
 <b>13,576</b> MSMEs (formal and informal) including startups received financial support, technical assistance /capacity development, and assets (including loans, grants, asset transfers, etc.)	36.5K	27%	 <b>1,047</b> water resources and irrigation structures rehabilitated and/or established.	7,505Km	14%
 <b>37,783</b> jobs created for decent employment and/or income generation including creation of new jobs, and retention of the existing ones.	68.7K	55%	 <b>27</b> assessments, surveys, knowledge products and studies been produced by the UN or with UN support to strengthen evidence-based programming for food and nutrition security, agriculture, decent work, and livelihoods.	30	90%

**Outcome 3:** Social Cohesion, Inclusion, Gender Equality, Human Rights, and the Rule of Law -as prerequisites for sustainable development and peace in Afghanistan - strengthening civil society engagement and advocacy for alignment of Afghanistan's normative and legal frameworks with international human rights instruments.

INDICATOR	TARGET	% REACH	INDICATOR	TARGET	% REACH
 <b>106,177</b> people reached through social cohesion activities.	192K	55%	 <b>16,343,102</b> people reached through advocacy, awareness raising, and behavior change programming on human rights, social norms, non-discrimination, and media.	10.1M	162%
 <b>38,654</b> people received legal aid and advice.	35K	110%	 <b>58</b> reports, data sets, tools, manuals produced on human rights, social norms and non-discrimination.	25	232%
 <b>513</b> organizations (national NGOs, CSOs and media outlets) received financial and/or capacity building support to advance human rights, gender equality, non-discrimination of women, and media resilience.	910	56%	 <b>539</b> journalists and media activists employed in different media positions with UN financial support.	205	263%

<sup>1</sup>The targets describe delivery goals set in the UNSFA Joint Workplan for the whole year (Jan-Dec 2024) and the reach is derived from programme delivery results from January to December 2024.

<sup>2</sup>Figures may be lower than actual achievements as UNICEF only provided data up to September 2024. They could not access the database containing this information for Q4 of 2024.

<sup>3</sup>UNAMA local spending has not been included in these figures.