

### HUMANITARIAN RESPONSE PLAN (HRP)

#### HRP FUNDING JAN-DEC 2023

	Outcome 1	
	Required	Funding
Education	182.2M	85.1M
Emergency Shelter & NFI	187.6M	76.6M
Food Security & Agriculture	1.57 B	699.2M
Health	412.7M	178.8M
Nutrition	364.5M	75.5M
Protection	116.8M	89.9M
Water, Sanitation & Hygiene	323.1M	64.0M
Aviation	33M	6.8M
Coordination	37.1M	25.6M
Multi-sector	N/A	105.9M
Unspecified	N/A	71.8M
<b>Total</b>	<b>3.23B</b>	<b>1.48B</b>

Source: HRP 2023, FTS

### BASIC HUMAN NEEDS

#### TEF FUNDING (JAN-JUN 2023)

Outcome 2 and 3	Required	Expended
	Basic Infrastructure	201.6M
Decent Employment & Social Protection	668.4M	83.3M
Education	199.3M	15.9M
Food Security and Agriculture	247.0M	65.2M
Health	402.8M	72.4M
Nutrition	11.8M	0.3M
Protection and Social Cohesion	226.6M	20.4M
<b>Total</b>	<b>1.96B</b>	<b>275.5M</b>

Source: UNINFO

#### UNSAFE FUNDING (JULY-DEC 2023)

	Required	Funding
<b>Outcome 1</b>		
Health & Nutrition	351.7M	397.9M
Education	162.0M	127.8M
Water, Sanitation & Hygiene	81.2M	37.3M
Social Protection	161.9M	161.9M
Protection	63.5M	76.4M
<b>Outcome 2</b>		
Economic Stabilization	2.9M	3.0M
Private Sector Development	106.9M	46.4M
Rural Development, Agriculture, and Natural Resource Management	339.6M	93.6M
<b>Outcome 3</b>		
Social cohesion, Inclusion, and Reconciliation	46.2M	40.9M
Rule of Law	0.4M	0.2M
Human rights and Women's rights/ Gender Equality	27.3M	31.5M
<b>Total</b>	<b>1.34B</b>	<b>1.01B</b>

The required funding figures under the TEF and the UNSFA are derived from UN programming for the given period and do not represent overall sectoral needs. The funding figures reflect UN expenditure or funds available during the respective budget cycle. All figures are self-reported by UNAFPs for the period between Jan to Dec 2023 on uninfo.org.

**Total Humanitarian Funding: \$1.48B**

**Total Basic Human Needs Funding: \$1.29B**

### HUMANITARIAN ACHIEVEMENTS JAN-DEC 2023

#### EDUCATION

INDICATOR	TARGET	REACH	COVERAGE
# of boys and girls reached through community-based education initiatives	750K	800K	107%
# of boys and girls in public schools receiving learning materials (studentkits, teaching kits, classroom kits)	1.2M	1.2M	100%

#### EMERGENCY SHELTER AND NFI

INDICATOR	TARGET	REACH	COVERAGE
# of people receiving basic household items / NFIs to meet their immediate needs.	531K	288K	54%
# of people whose shelter was upgraded allowing for safer and more dignified living conditions.	366K	219K	60%

#### FOOD SECURITY AND AGRICULTURE

INDICATOR	TARGET	REACH	COVERAGE
# Shock affected and vulnerable women, men, girls and boys of all ages who receive adequate food/cash responses, in a timely manner	19.1M	17.7M	93%
Timely assistance provided to protect livelihoods of shock- affected and vulnerable women, men, girls and boys of all ages	9M	11.6M	129%

#### HEALTH

INDICATOR	TARGET	REACH	COVERAGE
# of primary health care consultations	13.7M	14M	102%
# of pregnant women attended first antenatal care visit	578K	565K	98%

#### NUTRITION

INDICATOR	TARGET	REACH	COVERAGE
# of girls and boys aged 6-59 months with SAM who are admitted for treatment and recover	656K	575K	88%
# of girls and boys aged 6-59 months with MAM who are admitted for treatment and recover	1.7M	1.3M	76%

#### PROTECTION

##### PROTECTION: CHILD PROTECTON

# of children (boys and girls) and their caregivers (men and women) accessing psychosocial support, mental health services and information messaging on well-being.	4.9M	1.7M	35%
---	------	------	-----

##### PROTECTION: GENDER-BASED VIOLENCE

# of women and girls reached with PSS activities	694K	723K	104%
--	------	------	------

##### PROTECTION: HOUSING, LAND AND PROPERTY

# of individuals receiving information on HLP rights in the community and at border points.	284K	399K	140%
---	------	------	------

##### PROTECTION: MINE ACTION


# of people vulnerable people receiving EORE	786K	835K	106%
--	------	------	------


#### WATER, SANITATION AND HYGIENE


# of individuals accessing sufficient quantity of safe water for drinking, cooking and personal hygiene.	3.9M	3.5M	90%
# of Individual having access to emergency gender and disability-sensitive sanitation facilities.	3.4M	1.7M	50%

### TRANSITIONAL ENGAGEMENT FRAMEWORK (TEF) BASIC HUMAN NEEDS ACHIEVEMENTS JAN-JUN 2023


#### OUTCOME 2: SAVING LIVELIHOODS ACHIEVEMENTS


 **7,112,628** workdays and labour days generated

 **385** MSMEs received capacity building training in trade and business development.


 **26,830** people benefitted from improved farm-based livelihood support


 **1,076,280** children reached through school-feeding programmes


 **4,733** jobs created or safeguarded

 **50** hectares of land brought under irrigation.

#### OUTCOME 3: STRENGTHENING INSTITUTIONS ACHIEVEMENTS

















 **631,915** people accessed safe drinking water

 **14** Community-Based or Civil Society Organisations (CSO) trained on participatory and inclusive community planning













 **45,127** women and girls accessed safe spaces

### UNITED NATIONS STRATEGIC FRAMEWORK FOR AFGHANISTAN (UNSAFE) JUL-DEC 2023








**Outcome 1:** Sustained Essential Services in key sectors such as health, nutrition, education, employment, water, sanitation, hygiene, social protection, and protection that are accessible to all, affordable, and can be delivered free from all forms of discrimination.

INDICATOR	TARGET	% REACH	INDICATOR	TARGET	% REACH
 <b>26.7 million*</b> people accessed primary health care (PHC) services with UN support.	19.0M		 <b>1.1 million</b> people reached with water that is safe and available with UN support.	1.2M	
 <b>31,278</b> UN supported maternal deliveries.	40K		 <b>2.1 million</b> women, men, girls and boys, received explosive ordinance risk education.	3.6M	
 <b>7.1 million*</b> children in public education (including shock affected/vulnerable girls and boys) reached with education support.	6.6M		 <b>558,220</b> people benefitted from short-term employment and improved livelihoods through cash for work activities.	519K	
 <b>1,034</b> teachers trained including on inclusive, gender sensitive and innovative pedagogies, digital technologies, remote and blended teaching and learning.	770		 <b>620,994</b> people reached with psychosocial support, child protection, and sexual exploitation and abuse response services.	670K	

**Outcome 2:** Economic Opportunities and Resilient Livelihoods through the creation of an enabling environment that facilitates economic growth and the provision of decent work opportunities, especially for excluded groups such as women.

INDICATOR	TARGET	% REACH	INDICATOR	TARGET	% REACH
 <b>555.6Km</b> water resources and irrigation structures rehabilitated and/or established.	1,205Km		 <b>16,806*</b> jobs created for decent employment and/or income generation including creation of new jobs, and retention of the existing ones.	46.8K	
 <b>2,149</b> MSMEs (both formal and informal) had enhanced access to markets (including regional and international), digital solutions, green energy and infrastructure.	1.2K		 <b>47</b> business associations and chambers, formal and informal, particularly women's business associations strengthened.	53	
 <b>20,845*</b> MSMEs (formal and informal) including startups received financial support, technical assistance /capacity development, and assets (including loans, grants, asset transfers, etc.)	35.3K		 <b>269,173</b> farmers and livestock owners received production inputs, services to enhance agricultural and livestock processing and marketing.	3.2M	

**Outcome 3:** Social Cohesion, Inclusion, Gender Equality, Human Rights, and the Rule of Law -as prerequisites for sustainable development and peace in Afghanistan - strengthening civil society engagement and advocacy for alignment of Afghanistan's normative and legal frameworks with international human rights instruments.

INDICATOR	TARGET	% REACH	INDICATOR	TARGET	% REACH
 <b>23,411</b> people received legal aid and advice.	23.6K		 <b>43</b> reports, data sets, tools, manuals produced on human rights, social norms and non-discrimination.	23	
 <b>84</b> local institutions and groups supported by the UN to promote positive, inclusive traditional justice and/or community-based practices	529		 <b>592</b> organizations (national NGOs, CSOs and media outlets) received financial and/or capacity building support to advance human rights, gender equality, non-discrimination of women, and media resilience.	565	