

HUMANITARIAN RESPONSE PLAN (HRNP) 2024 funding US\$

Sector	Funding required	Funding received	% Funding
Education	140.0M	37.6M	27%
Emergency Shelter & NFI	227.1M	12.6M	6%
Food Security & Agriculture	1,43B	264.0M	19%
Health	367.0M	80.1M	22%
Nutrition	299.0M	81.5M	27%
Protection	165.8M	73.4M	44%
Water, Sanitation & Hygiene	327.8M	31.1M	10%
Aviation	41.3M	10.3M	25%
Coordination	36.0M	8.9M	25%
Multi-purpose Cash	-	12.5M	-
Border Consortium Appeal	24.3M	-	-
Multiple Field Clusters	-	16.7M	-
Sector not Specified	-	59.0M	-
Total	3.06B	687.8M	22%

BASIC HUMAN NEEDS (UNSCFA) 2024 funding US\$

Thematic areas	Funding required	Funding available	% Funding
Outcome - 1	2.26B	1.27B	56%
Health & Nutrition	967.0M	718.0M	74%
Education	450.4M	209.6M	47%
Water, Sanitation & Hygiene	338.2M	67.4M	20%
Social Protection	376.2M	196.9M	52%
Protection	128.5M	78.8M	61%
Outcome - 2	846.5M	195.6M	22%
Economic Stabilization	2.1M	1.0M	49%
Private Sector Development	120.9M	60.2M	51%
Rural Development, Agriculture, and Natural Resource Management	723.5M	134.4M	19%
Outcome - 3	49.2M	37.5M	76%
Social cohesion, Inclusion, and Reconciliation	21.4M	13.0M	61%
Rule of Law	1.0M	0.7M	72%
Human rights and Women's rights/Gender Equality	26.8M	23.7M	88%
Total	3.16B	1.50B	47%

Source: HRP 2024, FTS

UNSCFA, UNINFO*

HUMANITARIAN ACHIEVEMENTS JAN-JUN 2024

23.7M PEOPLE IN NEED **17.3M** PLANNED REACH **12.1M** OVERALL REACH **1.9M** INTER-SECTORAL REACH

EDUCATION

INDICATOR	TARGET	REACH	COVERAGE
# of boys and girls reached through community-based education initiatives	750K	554K	74%
# of shock affected and vulnerable boys and girls receiving learning materials (student kits, teaching kits, classroom kits)	600K	87K	15%

EMERGENCY SHELTER AND NFI

INDICATOR	TARGET	REACH	COVERAGE
# of people receiving basic household items / NFIs to meet their immediate needs.	752K	151K	20%
# of people receiving emergency shelter assistance, including through cash-for-rent support.	697KK	18K	3%

FOOD SECURITY AND AGRICULTURE

INDICATOR	TARGET	REACH	COVERAGE
# of shock affected and vulnerable women, men, girls and boys of all ages who receive adequate food/cash responses, in a timely manner	15.8M	9.1M	57%
# of shock-affected and vulnerable women, men, girls and boys of all ages who receive timely livelihood assistance to protect livelihoods	9.1M	2.8M	31%

HEALTH

INDICATOR	TARGET	REACH	COVERAGE
# of people reached with primary health care consultations	12.7M	5.2M	41%
# of trauma cases treated	47.4K	31.6K	67%
# of people with disabilities receiving rehabilitative care	71K	8.5K	12%

NUTRITION

INDICATOR	TARGET	REACH	COVERAGE
# of girls and boys aged 0-59 months with severe acute malnutrition (SAM) who are admitted for treatment in IPD	57K	22.5K	39%
# of girls and boys aged 6-59 months with severe acute malnutrition (SAM) who are admitted for treatment in OPD	757K	259K	34%
# of girls and boys aged 6-59 months with moderate acute malnutrition (MAM) who are admitted for treatment	1.4M	582K	41%

PROTECTION

PROTECTION: GENERAL PROTECTION

INDICATOR	TARGET	REACH	COVERAGE
# of vulnerable women, men, boys, and girls, including IDPs, refugees, elderly and people living with disability receiving various protection assistance and services	250K	177K	71%

PROTECTION: CHILD PROTECTION

INDICATOR	TARGET	REACH	COVERAGE
# of children (boys and girls) are provided with structured psycho-social support (PSS) (Child Friendly Spaces, adolescent friendly centers (Adolescent Social Hubs & Girls Friendly facilities) homes and communities	550K	87K	16%

PROTECTION: GENDER-BASED VIOLENCE

INDICATOR	TARGET	REACH	COVERAGE
# of vulnerable populations receiving multi-sectoral lifesaving services (MHPSS, legal, safety, health & case management)	358K	622K	174%

PROTECTION: HOUSING, LAND AND PROPERTY

INDICATOR	TARGET	REACH	COVERAGE
# of individuals receiving information on housing land and property (HLP) rights in the community and at border points.	476K	156K	33%

*The required funding figures under the UNSCFA are derived from UN programming for the given period and do not represent overall sectoral needs. The funding figures reflect UN funds available during the respective budget, including carry over from the previous year. All response figures are self-reported by UNAFPs for the period between Jan-Jun 2024 on uninfo.org.
Dashboard prepared on 25 Sept 2024

PROTECTION: MINE ACTION

of people vulnerable people receiving Explosive Ordnance and Risk Education (EORE) 1.3M 484K 37%

of people having access to emergency gender and disability-sensitive sanitation facilities. 4.6M 211K 5%











WATER SANITATION AND HYGIENE (WASH)

of people accessing emergency minimum quantity of safe water for drinking, cooking and personal hygiene. 7.7M 800K 8%









of people reached with essential WASH non-food items (NFIs) 2.4M 586K 25%

UNITED NATIONS STRATEGIC FRAMEWORK FOR AFGHANISTAN (UNSWA) ACHIEVEMENTS JAN-JUN 2024*


Outcome 1: Sustained Essential Services in key sectors such as health, nutrition, education, employment, water, sanitation, hygiene, social protection, and protection that are accessible to all, affordable, and can be delivered free from all forms of discrimination.

INDICATOR	TARGET	% REACH	INDICATOR	TARGET	% REACH
 24.6 million people accessed primary health care (PHC) services.	29.9M	82%	 189,082 people reached with water that is safe and available.	2.2M	9%
 32,022 supported maternal deliveries.	48K	67%	 2.2 million women, men, girls and boys, received explosive ordinance risk education.	4.1M	53%
 3,163 health facilities constructed, rehabilitated, or equipped for the provision of essential health services with UN support.	5.6K	57%	 1.9 million people benefitted from short-term employment and improved livelihoods through cash for work activities.	993K	195%
 962 teachers trained including on inclusive, gender sensitive and innovative pedagogies, digital technologies, remote and blended teaching and learning.	1.2K	80%	 417,054 people reached with psychosocial support, child protection, and sexual exploitation and abuse response services.	655K	64%
 4.4 million children in public education (including shock affected/vulnerable girls and boys) reached with education support.	6.1M	73%	 24 primary and secondary formal and informal education facilities (i) constructed, (ii) rehabilitated, (iii) provided with alternative energy and/or (iv) equipped with gender-appropriate infrastructure.	228	11%

Outcome 2: Economic Opportunities and Resilient Livelihoods through the creation of an enabling environment that facilitates economic growth and the provision of decent work opportunities, especially for excluded groups such as women.

INDICATOR	TARGET	% REACH	INDICATOR	TARGET	% REACH
 946 water resources and irrigation structures rehabilitated and/or established.	7,505Km	13%	 19,943 jobs created for decent employment and/or income generation including creation of new jobs, and retention of the existing ones.	68.7K	29%
 1,889 MSMEs (both formal and informal) had enhanced access to markets (including regional and international), digital solutions, green energy and infrastructure.	1.4K	132%	 106 business associations and chambers, formal and informal, particularly women's business associations strengthened.	153	69%
 8,598 MSMEs (formal and informal) including startups received financial support, technical assistance /capacity development, and assets (including loans, grants, asset transfers, etc.)	36.5K	24%	 183,062 farmers and livestock owners received production inputs, services to enhance agricultural and livestock processing and marketing.	8.3M	2%
 1,655 loans disbursed to the Afghan private sector (including MSMEs, industries and producers) by financial institutions supported by the UN.	4K	42%	 10 assessments, surveys, knowledge products and studies been produced by the UN or with UN support to strengthen evidence-based programming for food and nutrition security, agriculture, decent work, and livelihoods.	30	33%

Outcome 3: Social Cohesion, Inclusion, Gender Equality, Human Rights, and the Rule of Law -as prerequisites for sustainable development and peace in Afghanistan - strengthening civil society engagement and advocacy for alignment of Afghanistan's normative and legal frameworks with international human rights instruments.

INDICATOR	TARGET	% REACH	INDICATOR	TARGET	% REACH
 25,216 people received legal aid and advice.	35K	72%	 22 reports, data sets, tools, manuals produced on human rights, social norms and non-discrimination.	25	88%
 127,566 people reached through social cohesion activities.	192K	66%	 458 organizations (national NGOs, CSOs and media outlets) received financial and/or capacity building support to advance human rights, gender equality, non-discrimination of women, and media resilience.	910	50%
 5,228,226 people reached through advocacy, awareness raising, and behavior change programming on human rights, social norms, non-discrimination, and media.	10.1M	52%	 501 journalists and media activists employed in different media positions with UN financial support.	205	244%

*The targets describe delivery goals set in the UNSWA Joint Workplan for the whole year (Jan-Dec 2024), while the reach is derived from programme delivery January to June 2024.