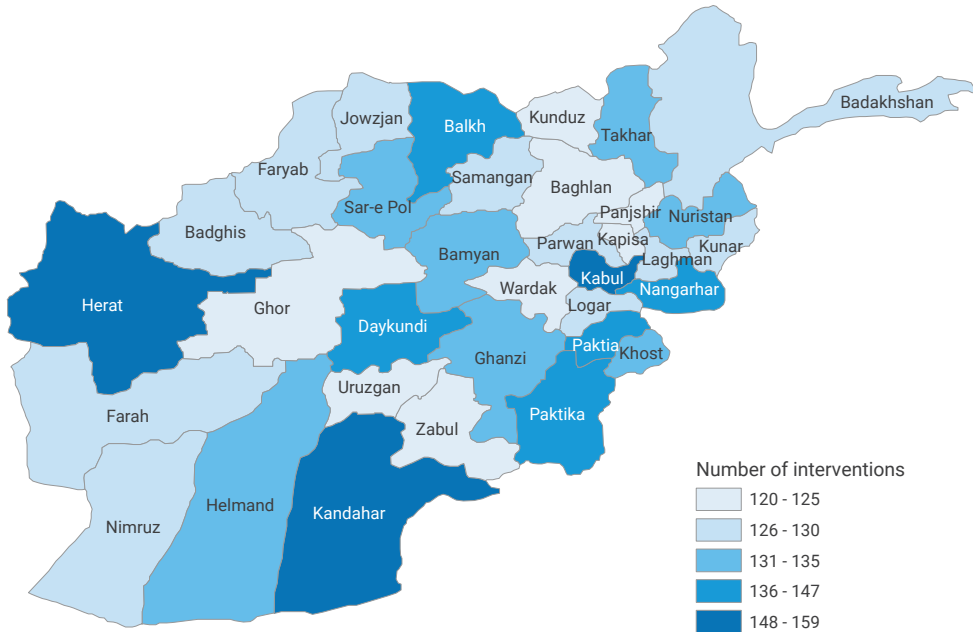




SUB-OUTPUTS: Interventions by UN agencies

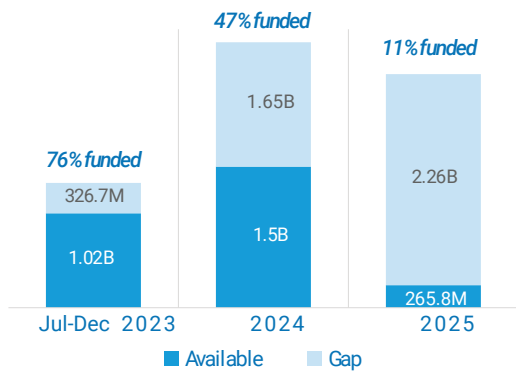


All national and regional level interventions are added to each province separately.

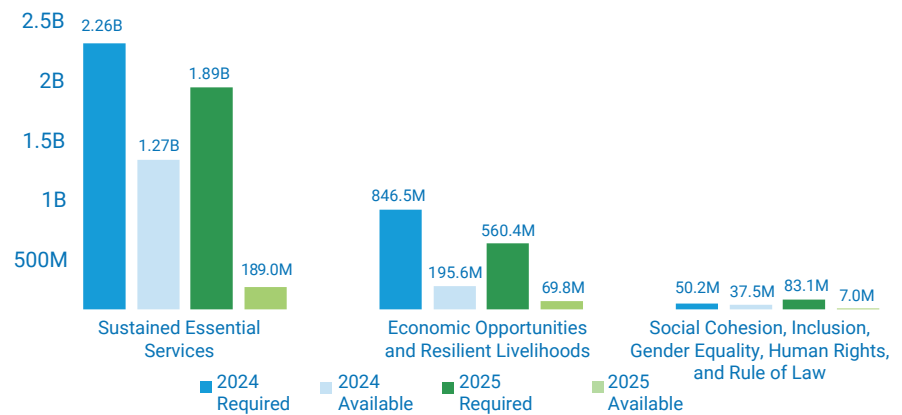
AGENCY: Funding status

AGENCY	2024 required	2024 available
UNICEF	1.24B	763.8M
UNOPS	134.6M	111.4M
WHO	163.5M	106.9M
UNDP	152.7M	103.7M
FAO	582.0M	82.2M
UNFPA	83.9M	70.5M
UNHCR	161.5M	64.9M
IOM	191.3M	56.8M
UNWOMEN	54.3M	54.3M
WFP	242.5M	36.7M
UNESCO	34.1M	22.0M
UNODC	63.2M	13.6M
UNHABITAT	14.1M	6.6M
UNCTAD	6.0M	3.6M
UNMAS	15.6M	2.5M
ILO	16.4M	2.4M
UNIDO	0.8M	0.8M
UNITAR	0.4M	0.4M
OHCHR	0.1M	-
<b>Total</b>	<b>3.16B</b>	<b>1.5B</b>

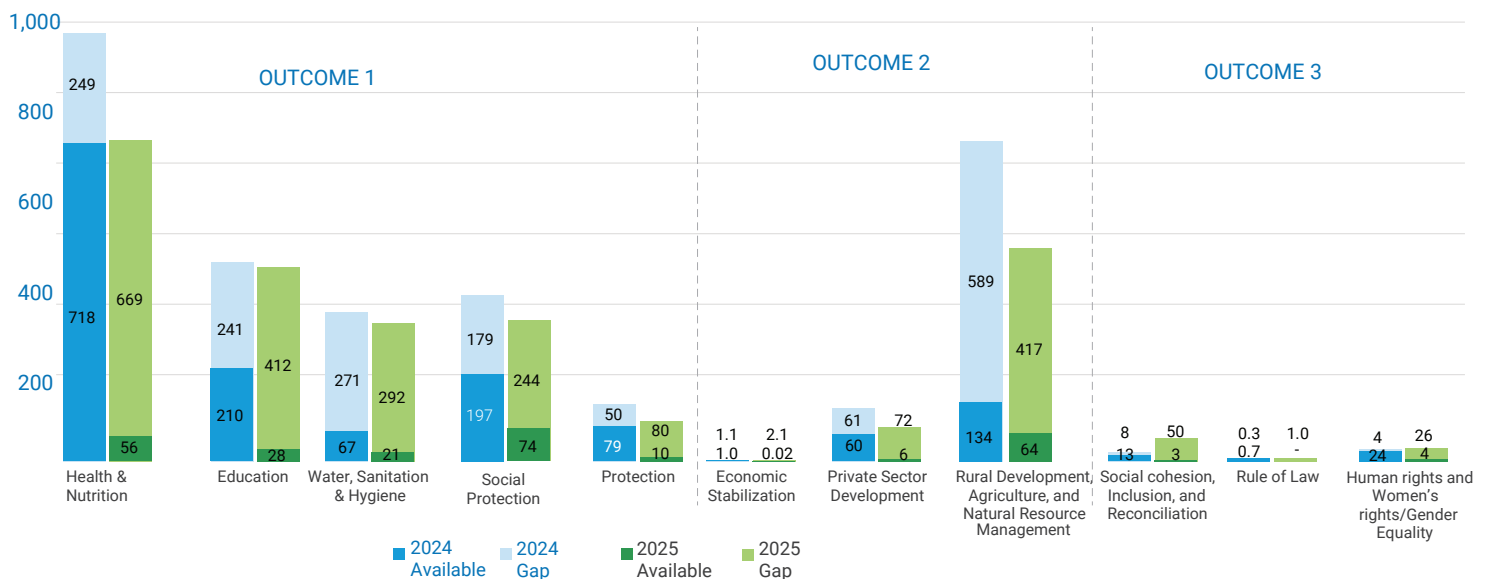
FUNDING: Available funding and gaps by year



OUTCOMES: Required and available funding by outcomes



THEMATIC AREAS: Required and available funding by thematic area by year 2024 and 2025, in US(\$ million)



\*The required funding figures under the UNSFA are derived from UN programming for the given period and do not represent overall sectoral needs. The funding figures reflect UN funds available during the respective budget, including carry over from the previous year. All response figures are self-reported by UNAFPs for the period between Jan-Jun 2024 and uninfo.org. Dashboard prepared on 25 Sept 2024